







WEEK 4: May 11-15, 2020

	Reading	Sight Words	Math	Science/Social Studies
Day 1 May 11	<p>Log on to Starfall Click on Learn to Read. Work on number 5 activity -ug. Have students read the digital story Gus The Duck</p> <p>Listen to your child read their decodable reader daily We Help Make It</p>	<p>Have fun reviewing list 7 & 8 by creating sight word "puddles" and call out a word then have your child hop into that "puddle"</p>  <p>Sight Word puddle jumping</p> <p>Don't forget to send your teacher a picture of your work this week to earn Dojo Points!</p>	<p>Log onto Imagine Math for at least 15 minutes through Clever.</p>  <p>Practice counting by 10s from any single digit number (1-9) using a 100 Chart. They will start on the top row and add 10 more each time they count, going down a column on the 100 chart</p> <p>Example: If I count by 10s starting at 2, I would say... 2, 12, 22, 32, 42, 52, 62, 72, 82, 92</p>	<p>**DOJO POINTS for the writing and drawing activities.</p> <p>SCIENCE - We will be discussing OCEAN animals the next 3 days. You can introduce them to your child by watching The Ocean and discussing these questions: What kind of animals did you see? What color were some of the fish to help them blend in with the water? Which animals stay near the ocean's surface?</p> 

Day
2
May
12

Listen to the read aloud [Miss Bindergarten Celebrates the Last Day of Kindergarten](#)



Using a gallon sized plastic bag and a dry erase marker have your child write, spell and say each sight word on list 8



Explain that **HEIGHT** is the measure of how tall or short objects are.



Gather objects from around the house. Items can include: cups, toys that stand up, bottles, boxes or anything else that stands up.

Have your child pick 2 different objects at a time to compare. Ask them which one is taller and which one is shorter. Repeat this until all objects have been used. They should do this comparison by standing objects up or holding each in a standing position, where the bottom touches the floor or table.

For fun, ask your child to line their family members up from tallest to shortest and then shortest to tallest.

SCIENCE - Teach your child these little facts about each of the following ocean animals

Whales - The blue whale is the largest animal that has ever lived. It can grow up to 90 feet and weigh as much as 24 elephants!

Sharks - Sharks do not have bones, but they can see really well.

Octopus - They have 8 arms (tentacles), 3 hearts, and blue blood.

Sea turtles - They cannot pull their head back into their shell like other turtles. Go to [Sea Turtles](#) for more interesting facts on them.

Out of the 4 animals, WRITE the name and DRAW a picture of the one you think is the most interesting.

Day
3
May
13

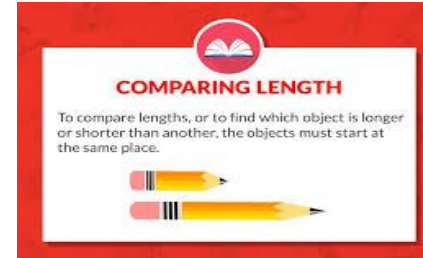
20 minutes of Istation and Lexia



Sight Word Memory
Using List 7 and 8 create 2 sets of each word for a fun memory game. Place cards face down and have students read the word as they turn it over to find pairs.



Explain that **LENGTH** is the measure of how long or short something is.



Gather objects of different lengths such as pencils, pens, crayons, marker, string, forks, spoons and cooking utensils.

Have your child pick 2 different objects at a time to compare. Ask them which one is longer and which one is shorter. Repeat this until all objects have been used. They should

SCIENCE - Introduce dolphins at [Dolphin Info](#).



make this comparison by making sure that objects are lined up on one end.

For fun, have them put all the objects in order from shortest to longest and then longest to shortest.

Day
4
May
14

Log in to Clever > Starfall > Grades 1, 2, 3 > Grade 2-3 English > Build a Simple Sentence (Lets Make A Silly Sentence.)

Before your child ends their sentence, PLEASE HAVE THEM ADD A PREPOSITION AND DESCRIBE WHERE ITS HAPPENING. EX. **T**he spikey horse gallops around the barn!

Circle the beginning capitalization with green and the ending punctuation with red.

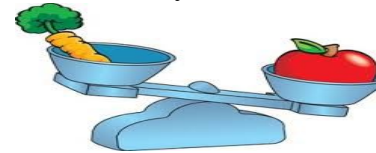
Draw a picture to match. Encourage your child to add a setting and lots of details.

Cup Crash!

Using words from List 8 write words on cups. Your child will read the word on the cup and if your child reads the word correctly, they get to stack it on the counter. Once your child has read all of the words and built a tower, it's time to knock the cups down using a small ball. Repeat as needed.



Explain that **WEIGHT** is the measurement of how heavy or light an object is.



Ask your child to get at least 6 of their favorite toys. Have them compare 2 at a time by telling you which one is heavier (weighs more) and which is lighter (weighs less). They should hold one toy in each hand to do this comparison.

Repeat this by using 6 different foods. Fruits and vegetables work well, if they are available.

SS - Introduce and discuss summer safety, such as what clothes to wear so we don't get too hot, and wearing sunscreen, hats, and sunglasses to protect us from the sun. There are other things we need to be safe as well. Go to [Summer Safety](#) and do the activity on the back.



Day
5
May
15

Introduce long O by logging on to Starfall and playing the game on number 9 then listen to the story Robot and Mr. Mole. Have your child identify the long O words in the game and story



Have fun reviewing sight words by logging on to Starfall and clicking on the Learn to Read Icon then playing the sight word game. For a Dojo Point choose 2-3 sight words and create a sentence for each word. Don't forget to draw your picture to match!



Explain that **CAPACITY** is the measurement of how much a container holds.



Choose either cups or bowls. Gather at least 4 of different sizes. Also, have your child choose a favorite snack or block (must all be the same size).

Ask your child to guess which container will hold the most and which one will hold the least.

Have your child fill each bowl or cup with their snack or blocks until it is full. Have them count as they do this. Write down how many each held.

Discuss which one held the most and which one held the least. Lastly, discuss if their guesses were right.

SS - Continue to discuss ways to keep safe this summer by going to [Let's Find Out](#). Search "summer safety" and click on "Summer Find It: Play it Safe." WRITE 5 things you would wear to keep safe

